

COULSDON AMATEUR TRANSMITTING SOCIETY

G4FUR



M1FUR

CATS WHISPERS

March 2008



Affiliated to the RSGB

SYCOM – Official CATS Sponsor

Visit www.sycomcomp.co.uk

CATS Committee

Chairman: Steve Conway G7SYO

Secretary: Andy Jackson G8JAC

Treasurer: Derek Hands G1PGS

Members: Steve Beal G3WZK

Stuart Barber G6CJR

Dennis Noe MONDJ

Frank Emery G3ZMF

CATS Whispers Editor: Andy Jackson G8JAC
email address for contributions:

Regular Society Meetings

These are held on the second Monday in each month at:-

St. Swithun's Church Hall, Grovelands Road, Purley at 20.00 to 22.00hrs.

Society Nets

1st Saturday of Month - 1715hrs Crescenta Valley / CATS Net on Echolink
Normally via MB7IPL node on 145.2875 MHz.

Sunday mornings - 1100hrs. Call on S20 (V40) then to 145.2875MHz.

Sunday evenings - 1700hrs. 3.700 MHz +/- QRM

Wednesday evenings - 21.00hrs. Call on 70.425 MHz

CATS Website

New website host:

Email :

Forthcoming Meetings

Mon 10 March 2008 – My 40 years in amateur radio by Steve G3WZK

Mon 14 April 2008 – Test and Swap evening

Mon 12 May – Drive your rig over the Internet by Martin G4FKK



CATS is Twinned with the
Crescenta Valley Radio Club
Glendale California USA www.qsl.net/cvrc

February meeting report

The subject of our February meeting presentation certainly grabbed the interest of our members, for we had a turnout of 21 to hear the presentation on Direction Finding by Terry G4CDY.

Terry opened with a brief history of DF, which surprisingly, dates from WW1 when attempts were made at tracking Zeppelins approaching from Germany. In the 1920s and 30s it was developed mostly for guiding aircraft but the great surge in development came during WW2 with systems such as Gee for aircraft guidance, HufDuff for tracking submarines and the Loran system for marine navigation.




G4CDY lecturing to an attentive audience.

A more modern day application of the techniques is in animal and bird tracking with miniaturisation giving transmitters weighing as little as 5 grams.

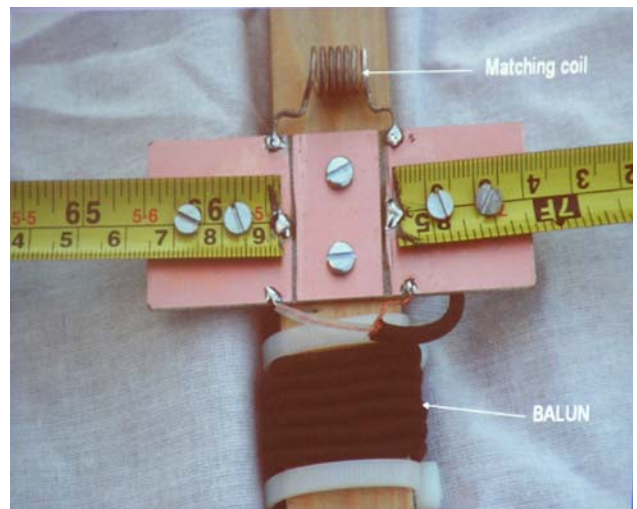
Amateur DF is a growing area of the hobby with ARDF being used as well as the traditional foxhunt style events. The bands commonly used are top band, 80m and 2m which is possibly the most commonly used. Terry pointed out that DF-ing is very suitable for unlicensed participation as the hunter is essentially a listener and there are public service benefits to be obtained from the ability to track a downed aircraft for example.

Terry then turned to the practical side and introduced a simple Yagi-style portable antenna that can be made easily and cheaply from a piece of wood, some light co-ax cable, a scrap of PCB material and a spring steel tape measure for the elements. A design made popular by WB4HOL.



The simple, but effective "tape measure" antenna.

Typical cost of all the components is £2.50 or less if you raid your junk box. The basic idea can be enhanced with the addition of a Balun and a matching coil. Additions to make the antenna more effective could be a compass and a stepped attenuator plus, of course the receiver itself which can be almost any handheld with some sort of RSSI (Received Signal Strength Indicator) arrangement.



Detail of the feed arrangements of the tape measure antenna.

Terry next turned to the second part of the project, a simple receiver to use with the antenna. This will use headphones and a tone system for null and peak indication and with AM and FM detectors. As the design will use some surface mount components, Terry very generously offered to do a small run of boards with these "difficult" components ready mounted to get members started on constructing the receiver which is expected to cost less than £20.

Small enough to fit on the boom of the antenna, the receiver will have an LCD display giving frequency, RSSI, time to the next transmission and a bearing indication.

The CATS DF hunt is on 9th June, which doesn't give us a lot of time for preparation but Terry is prepared to help us run it again this year. Following the tradition set up by Steve G7SYO, it will be based on a pub car park but will cover a much larger area than we have attempted previously – about 10-15 miles and will require the use of a vehicle.

So, let's get building!

Our sincere thanks go to Terry for this presentation and the design effort that was put into it.

CATS Future Activity News

In **March** we have a presentation from newly-elected committee member Steve G3WZK entitled: My 40 Years in Amateur Radio. New faces on the committee means new ideas for CATS meetings, so in **April** we are going to have a Test & Swap evening. We will have some RF and electrical test kit available; you bring something that you want tested or want to sell or pass on to others. Then, if anyone's interested in buying it, they can be assured that it works. If no-one in CATS wants it, you can advertise it, confident that it's in working order. If it doesn't work, then the collective heads in the society may well have the answer.

Many members will be aware that Martin G4FKK spends some of his working time in Madrid, but he keeps up regular operation from his station at home. How is this done? All will be revealed at the **May** meeting when he presents the techniques of remote station operation using the Internet as the connection medium.

Is there something that YOU would like to see as an activity for our meeting evenings? Could YOU present something that would interest other members? Got an idea for something that we could present? Tell a committee member!

Membership Matters

We regret to announce the resignation from the society of Simon Wellstead 2E0SMW.

With two of our members our members sadly joining the ranks of Silent Keys in the last year, our current membership is 34. Of these, two members have yet to renew their memberships or indicate their intentions.

Cold Contesting


It's winter, the first weekend in March, the weather forecast is lousy, so we go camping on top of a hill. Right? Confirming that some of us are (a) mad, (b) stupid, (c) enthusiastic or probably a combination of all three, The CATS contesting stalwarts headed off to Nore Hill for this year's RSGB VHF/UHF contest. 10am on Saturday morning, get up to the field and start setting up. First job, position the main mast. Second job, get the tent up next to it in case it rains. Third job, get the kettle on. Soon the site was a hive of activity. A stiff wind caused us to consider carefully the risks of putting up both of the 17 element beams for 2 metres and in the event we decided to forego the extra gain and play safe with just a single antenna, and the new telescopic mast made assembly and erection very easy. Snag # 1: the extra height meant that the existing feeders weren't long enough so we had to double them up and quickly manufacture another one. A rotator shrewdly snapped up by G0KZT at the last CATS bazaar was also installed at the top of the mast.



The main 2 metre antenna on the main mast with the 70cm antenna next to it. The small 3-ele antenna just above the rotator was used as a wider beamwidth "search" antenna.

The mast went up with no problems and we secured the top guys and congratulated ourselves. Snag #2. WHO forgot to tighten one of the directors?!! No matter, dropping the antenna takes a matter of seconds and only a little bit of pumping exercise to get it back up again.

The 2m station comprised G8JAC's trusty FT736R plus 160W linear amplifier while the 70cm station was set up using the TS2000 kindly loaned by G0KZT who was frustratingly unable to join us on site due to work commitments. By the start time of 14,00 we were ready with G3ZMF taking the first shift on the 2m station.



Mad Frank G3ZMF on the 2m station.

Conditions were quite lively with the Angus beacon solidly heard on 2m and a good opening to Germany, and we quickly worked the strong stations on the band, then came the harder and weaker ones. We took a brief respite at 17.15 while some of the members took part in the March TransPONDER net.

A good fish and chip supper was had by the really brave ones who were staying on site for the night – G3ZMF, G0GNQ, M3IGP, M3JXN and G8JAC - washed down with a couple of bottles of good English beer. Around midnight we turned in, leaving Frank G3ZMF happily bashing the key, while the wind rather worryingly howled through the antennas and the mast rigging.

At about 02.30 the wind was really roaring away to the extent that the fluorescent light fittings fell down, only being saved from damage by the G3ZMF head. A bit of guy rope maintenance was needed on the main tent to keep it from blowing away, but happily it survived. The main mast was as steady as a rock while the somewhat flimsy Tonna Yagi was fluttering a bit in the wind. Happily, everyone and everything survived unscathed,



Worms-eye view (worm slightly drunk) of the 2m antenna.

On the Sunday morning operation continued while coffee was brewed and breakfast was cooked and there was a little surge of activity on the bands as the stations that were operating the 6-hour section of the contest came on air. We were pleased to receive visits from a couple of members who came up to lend a bit of moral support, and contacts with other stations revealed that some groups had not fared as well as us overnight with reports of tents being blown away, masts snapping and a caravan based station being blown over. We had our own crisis when Ian M3IGP got a nasty 2 inch long fibreglass splinter from a tent pole stuck through his finger and had to go to the local hospital to have it removed.

At the end of the contest it was all hands to dismantling and clearing up – a process that took about a third of the time that it had taken to set things up.

Our thanks go to those who came up and lent a hand or moral support including G7SYO, G0SDB, G3WZK and his family members, and to G4FKK who called in to give us a couple of points.

Where were the rest of you?

March 144/432 MHz Contest Classified Results

In double quick time, Andy G0KZT has provided the contest points claim that has been submitted. Here's how we did.

Contest Title: March 144/432 MHz 24hr Contest
Section: OPEN

QTH Location: NORE HILL, WOLDINGHAM
SURREY

QTH ASL (m): 267

Date: 1st/2nd March 2008

Callsign: G4FUR/P (144MHz)

Total Claimed Score 18813 points (1 point per kilometre, no multipliers)

Best DX: DF0CI in JO51CH, 712 Km

Transmitter: Yaesu FT-736R

Power Out (watts): 160

Antenna Type: Single 17-ele Tonna

Antenna Height. (m): 12

Callsign: M1FUR/P (432MHz)

Total Claimed Score 2475 points (1 point per kilometre, no multipliers)

Best DX: PA6NL in JO31BX, 432 Km

Transmitter: Kenwood TS-2000

Power Out (watts): 50

Antenna Type: Single 19 ele Tonna

Antenna Ht. (m): 10

Operators: G3ZMF, G8JAC, M3JXN, G0GNQ

The statistics and full report of our previous entry in 2006 can be found in the April 2006 edition of CATS Whispers.

73 de Andy G0KZT

Contest Secretary

| Time | 144MHz QSO | 144MHz Points | 432MHz QSO | 432MHz Points |
|---------------|------------|---------------|------------|---------------|
| 14:00 - 14:59 | 8 | 1554 | 0 | 0 |
| 15:00 - 15:59 | 12 | 4322 | 8 | 1004 |
| 16:00 - 16:59 | 7 | 2895 | 4 | 644 |
| 17:00 - 17:59 | 1 | 1 | 1 | 1 |
| 18:00 - 18:59 | 2 | 888 | 0 | 0 |
| 19:00 - 19:59 | 5 | 1668 | 2 | 212 |
| 20:00 - 20:59 | 2 | 58 | 1 | 40 |
| 21:00 - 21:59 | 3 | 1470 | 0 | 0 |
| 22:00 - 22:59 | 4 | 117 | 2 | 27 |
| 23:00 - 23:59 | 1 | 51 | 0 | 0 |
| 00:00 - 00:59 | 0 | 0 | 0 | 0 |
| 01:00 - 01:59 | 0 | 0 | 0 | 0 |
| 02:00 - 02:59 | 0 | 0 | 0 | 0 |
| 03:00 - 03:59 | 0 | 0 | 0 | 0 |
| 04:00 - 04:59 | 1 | 210 | 0 | 0 |
| 05:00 - 05:59 | 1 | 463 | 0 | 0 |
| 06:00 - 06:59 | 0 | 0 | 0 | 0 |
| 07:00 - 07:59 | 3 | 427 | 1 | 97 |
| 08:00 - 08:59 | 3 | 550 | 1 | 283 |
| 09:00 - 09:59 | 6 | 892 | 1 | 65 |
| 10:00 - 10:59 | 2 | 354 | 0 | 0 |
| 11:00 - 11:59 | 6 | 157 | 3 | 102 |
| 12:00 - 12:59 | 1 | 43 | 0 | 0 |
| 13:00 - 13:59 | 10 | 2693 | 0 | 0 |
| TOTALS | 78 | 18813 | 24 | 2475 |

GoKZT Active in February 6m Contest

Having had a disastrous attempt in January in the Activity contest with my vertical co-linear, I set about improving my effort for the February session. Having sent out an email to see if anyone had a beam I could borrow, I received several replies from Len G0GNQ and from Tim G3PJD (c/o Colin G3YCR). I took up the offer of Len's 3-element gamma matched Yagi and picked it up at the CATS meeting.

On the morning of Monday 25th February, the morning before the day of the contest, I set about assembling the aerial. I found that the VSWR was no better than 1.5:1 but that's perfectly workable. The following day, I tinkered with it a bit more but could not make any improvement. However my beloved Dawn was around and forbade me to put the aerial up during daylight! As a result, it did not go up until the contest was about the start and this caused a short delay of 20 minutes at the commencement of the contest.

Having the beam improved my ability to hear stations and, in some cases, very weak ones. There was not a great deal of activity and I was grateful for Martin G4FKK, Steve G3WZK and Andy G8JAC for popping up and giving me some much needed points. This contest only scores one point per QSO and the multipliers are made up of the main locator squares (IO91, JO01 etc).

My furthest contact was with G4DEZ (big gun who always seems to win) at 209km, who had worked over double the number of stations as me. In total I worked 24 contacts with 5 multipliers giving me a score of 120 points. No contacts outside England, which was a pity. I did hear someone working a station in JO21, which is somewhere in Belgium but that station remained elusive to me!

Was it worth it? I guess it was. The more regularly that you enter these contests the more readily recognised you are. As with most VHF and UHF contests, there is always a gentlemanly atmosphere with what appear to be genuine signal reports. I would encourage you all to have a bash and every Tuesday evening a different band is used. If you submit enough scores, the best 8 for each band are chosen. The results are published on the VHF Contest Committee's website that is accessible via the RSGB at www.rsgb.org.uk

My thanks again to Len for the loan of the beam. Next month, maybe a 5 element beam (got to watch the weight of the aerial though for single handed lifting of the aerial to it's vertical position unless I use the club pump up mast. I think Dawn would probably give birth early if she saw that at its full height!) and see if that adds any range to my 100watts.

73 de Andy G0KZT

TransPONDer net news

As readers will have read above, the monthly TransPONDer net each month with the Crescenta Valley Radio Club in Glendale is alive and well. Occasionally though, there are problems with having the link available at both ends and this led to some discussion about whether the net should be reduced to a bi-monthly event. Feedback from Crescenta club members is that they want to continue the monthly arrangement – a measure of how much they value the contacts with us. This month, as well as the “regulars” at the English end, we were joined by Jim G4WYJ, and we were able to exchange greetings and news with Mark KE6ZRP (who hosted the US end of the link), Jim KE6URZ, Larry AD6IZ, Jerry KE6SSE and Crescenta club President Leah KE6MMU. Founder of the net W6MW was unfortunately occupied with family business and could not join us.

The next link-up will be on Saturday 5th April at 17.15 (BST) so why not have a go

Fancy Friedrichshafen?

Most amateurs are aware of the annual International Exhibition for Radio Amateurs held in Friedrichshafen, Germany. This is a huge event spread across ten halls, similar in scale to the renowned Dayton rally in the USA. This year, CATS member Dave Young G8VXB and some others are making the trip to Germany and Dave is extending an invitation to members to join the party. The dates of the rally are 27 – 29 June. Also planned is a visit to the Zeppelin Museum and subject to sufficient interest, a trip on the lake to Switzerland. “Friedrichshafen” as it is generally known is one of the events that every radio amateur should attend at least once in their radio career. Interested? Contact Dave at Dave.Young@siemens.com .

A Hand Held Aerial for 160m

Quite a few years ago, when there seemed to be a mobile rally most weekends during the Summer, a group of top-banders thought it would be fun to build some miniature (for those days at any rate), top-band SSB transceivers and use them to keep in touch at the rallies in the same way the VHF'ers did with their portable 2m rigs. A lot of the creations used the G4CLF/Plessey boards as prime-movers with BFY50s or a CA3020A in the PA providing a Watt or two of RF. The main challenge though was to provide an aerial that was small enough to walk around with, yet efficient enough to be worth the effort! Most of us used base-loaded telescopic whips that worked OK but were a tad bulky. See the picture below of John, G4FIT, with his "Bike-Pump-Aerial", so-called due to the coil being wound on the body of a redundant bike pump.



Pic 1. G4FIT with his bike-pump 160m loading coil – probably at Woburn or Longleat a very long time ago!!

The coils were wound with many turns of thin wire and the aerials were quite tricky to load up and to keep on resonance without a groundplane or counterpoise to tune them against. Dave, G3YXM, (also known these days as Doctor Topband!), produced a pair of "Radio-Trousers" to provide a groundplane of sorts. Sadly no picture but I'm happy to relate he went on to have at least two children!

I still chat to G3YXM and some of the other top-banders on a Sunday evening on 1.942 and a week or two ago we thought it would be fun to reinstate the top-band hand-held idea but using the ubiquitous FT817 which is smaller than most of our home brewed efforts and which can produce a useful 5 Watts at full steam. We thought we'd investigate ferrite-loaded coils that should enable a much smaller aerial to be manufactured.

Construction

I found a 6" ferrite rod in the garage * which fitted nicely inside a piece of 15mm diameter waste pipe. The FT817 has a BNC socket on its front panel a plug for which, as luck would have it, also fits snugly into the pipe. I reckoned 120 turns, or so, of 1mm ECW should provide 600-700 μ H inductance when wound over the rod and the relatively fat wire should be less lossy than the old bike-pump coil which, from memory was wound with 36 swg wire. I was lucky enough to find a telescopic whip with a 3/8" threaded hole in its base and also a plated brass 3/8" fitting which would be ideal at the top of the loading coil (a well stocked junk-box is a fabulous thing) – see Pic 2.



Pic 2. 3/8" fitting atop the loading coil

Matching

In the old days I used a series matching arrangement that was built into the rig, but for the FT817 I decided to use a coupling coil. See Pic 3 below.



Pic 3. The coupling coil and BNC plug at the base of the coil

Three turns resulted in a 1:1 SWR when the aerial was resonated on 1.942 MHz and matched well across the whole band. The final turns count on the main coil was 125, which gave me $615\mu\text{H}$ when the ferrite rod was slipped into the 15mm tube.



Pic 4. 125 turns of 1mm dia ECW.

Testing

To test the finished aerial I hung it from the shack ceiling and adjusted the telescopic whip for resonance. I used a small neon bulb capacitively coupled to the coil (i.e. stuck onto the top of it with insulating tape), to indicate when the aerial was on tune, since that's when maximum volts will be produced at the top of the coil. This test is not truly representative of a hand-held FT817 since, inter-alia; the coax feeding the aerial in the test set-up provides a return for it. To achieve resonance in the field, as it were, requires the whip to be three or four inches longer than in the 'dangling-from-the-ceiling' test mode ☺



Pic 5. High-tech resonance indicator

Another fun test to carry out is to make a fluorescent tube light up a few inches from the top of the coil. Pic 6 shows this when running 2.5 Watts into the aerial. A few volts floating around then!



Pic 6. A mere 2.5W can light a fluorescent tube at some distance!

I was interested to find out whether the ferrite rod would become saturated at the 5 Watt level; they're not known for their power handling capabilities. I left a 5W carrier running into it for about twenty minutes. There was a slight temperature rise around the coupling coil where maximum current flows but the rod as a whole remained just above room temperature. The 1:1 SWR and resonance, which were established at the half-Watt level, didn't change as the power was increased to five Watts either, so I surmised that the ferrite was not being 'over saturated'. I haven't tried a higher power into the aerial yet as I don't want to break it before I've done some further operational tests ☺

Results So Far

I've used the aerial fitted on the FT817, in the garden to contact several locals and have finished QSOs with amateurs in Birmingham, Stafford and Gloucester. Best DX though was with GM3YXM in New Galloway at 305 miles as the RF flies. At a very rough guess I would estimate that the whip is only around 0.5% efficient, in terms of ERP, and my 'back-of-a-beer-mat' calculation makes that about 12,000 miles per Watt. Not bad on top-band and nicely illustrates why 160m is so much the better band for mobile work when compared to 2m or 70cm!! To be fair, further tests need to be carried out away from the FKK QTH to eliminate effects of re-radiation from the main aerial although this didn't appear to be a factor.

As far as reception goes, the aerial appears very sensitive and I could copy very weak signals almost as well as on the main station equipment.



Pic 7. The whip a-top the rig

*

By the way, the reason I had to track down a ferrite rod in the garage, is because recently I used up all the shack stock building a ferrite rod aerial for top-band using a bundle of three rods as described by Pat, G4FDN, in the last couple of SRCC newsletters. Here's a picture but I'll leave a description for another time.



Pic 8. A 3 rod ferrite aerial for top-band

73, Martin – G4FKK

New CATS Website

The ultra-observant of you will have noted that an additional URL has appeared on the front page under "CATS Website". For some years our website has been hosted on the qsl.com server in the USA which has long been a victim of its own success and hence suffered from overloading and is often rather slow at responding. Since Steve G3WZK has taken on the job of rejuvenating our web pages, he has also arranged that it is hosted in parallel on a server owned by his son's company. The address of this is: <http://www.sthost.co.uk/webpace/cats/>

At the moment the content is identical but we are looking at inserting a "re-direct" from the qsl.com site, which will speed up the response times considerably. Dual hosting also gives us additional reliability and flexibility. You are invited to try out the new address, and all comments about the facility or the content are welcome. If there's something you would like to add or you think should be on there, let Steve know. Contact details are on the site and on the front page of this newsletter.

A car that runs on air?

Ok, it's not April 1st yet, but could this idea have any future? Take a look at: <http://tinyurl.com/2ebtp6> and see how it's done.



National Science & Engineering week is with us again. For information on what's going on, take a look at: <http://www.rsgb.org/scienceweek/>

Use your UK call in Australia

If any licensed members are visiting Australia in the future, instead of having to apply for a temporary Australian callsign, they can now operate using their UK callsign with the suffix /VK e.g. G4FUR/VK.

Details of the new arrangements can be found at: http://www.acma.gov.au/WEB/STANDARD/pc=PC_1311

Other Club News & Contact Information

BROMLEY & DISTRICT ARS

Website – www.bdars.org.uk
Email bdars-news@talk21.com
3rd Tuesday at Victory Social Club, Kechill
Gardens, Hayes, Kent
7-30pm for 8pm

Crystal Palace Radio and Electronics Club

Meets on 1st Friday of every month at 7.30pm at
All Saints Church Parish Rooms, Beulah Hill.
Club Net – Wednesdays 2000hrs 145.525 MHz
www.gsl.net/g3oou/
7th March – Video film show

CRAWLEY ARC

www.carc.org.uk
Club Nets –
Tuesdays 2000hrs 145.550 MHz
Fridays 1900hrs 1.970 MHz
Every Wednesday at Hut 18 Tilgate Forest
Recreational Centre, Tilgate Forest, Crawley
from 7-30pm, and Sundays, 10.30 until 13.00.

DORKING & District RS

Club Nets –
Sunday 0815hrs 3.770 Mhz
2030hrs 144.775 MHz
Meetings are held at the Friends Meeting House,
Butterhill, South Street Dorking at 1930hrs.
Contact: Walter Blanchard G3JKV
Email: wb@g3jkv.co.uk
Web site:- <http://www.ddrs.org.uk>

HORSHAM ARC

Club Nets –
Saturdays 2130hrs 144.725MHz
Sundays 1000hrs 3.722 MHz
Meetings: 1st Thursday at The Guide Hall, Denne
Road, Horsham.
Latest news – www.harc.org.uk

6 March – Junk Sale
3rd April – The history of recorded sound

MID SUSSEX ARS

Club Nets –
Sundays 0800hrs 3.740 MHz
Sundays 1100hrs 145.350 MHz
Wednesdays 2000hrs 145.350 MHz
Daily 1330hrs 21.330 MHz
Every Friday at Cyprus Hall, Cyprus Road,
Burgess Hill West Sussex for 7.45pm
Info – www.msars.org.uk

MITCHAM & DISTRICT ARS

(G3HFY) – Last Wednesday of each month
1930hrs at ATC HQ, Commonsides West,
Mitcham.
Details Mike Knott G0WCR
Tele: 020 8764 4716

REIGATE ATS

Club Net –
Thursdays 2000hrs 145.500 MHz Sundays
2000hrs 3.740 – 3.760 MHz
Website www.gsl.net/rats
Email rats@gsl.net
3rd Thursday at RNIB, Redhill College,
Philanthropic Road, Redhill for 7-30pm
Note change of meeting day

SRCC

Ray Howells G4FFY 020 8644 7599
Club Nets –
Sunday 0930hrs 29.111 MHz
Friday 2030hrs 144.325 MHz
Thursday 1900hrs 145.500 MHz
Website – www.g3src.org.uk
Meetings: 1st & 3rd Mondays at T.S. Terra Nova,
34 The Waldrons, South Croydon 7.45pm for
8pm

17th March – Spring Surplus sale
7th April - AGM

**Note: SRCC Meetings are currently being held
at Trinity School, Shirley Park. Check with
SRCC if visiting.**

SUTTON & CHEAM RS

John Puttock G0BWV 020 8644 9945
Club Nets –
Monday 20.00hrs 145.500 MHz
Saturday 11.00hrs 145.500 MHz
Website – www.scrs.org.uk
3rd Thursday at Sutton United Football Club, The
Borough Sports Ground, Gander Green Lane,
Sutton. 7-30pm for 8pm

20th March - 'The Workings of TV Cameras' by .
Paul Harding

THAMES VALLEY A.R.T.S.

Trevor Farris M0CDB 013 7245 767
Club Net Only – G3TVS
Saturdays 1400hrs on 40m

WIMBLEDON & DISTRICT ARS

Website – www.gx3wim.org.uk

Club Net –

Mondays 2045hrs 145.500 MHz

2nd & last Friday of each month at
Martin Way Methodist Church, Buckleigh
Avenue, Merton Park SW20. 7.30pm for 8pm.

14th March – Radio direction finding by Jim G4WYJ

28th March - JOTA 2007 by Dennis M0DNJ

April 11th – Surplus equipment sale

Want to be more up to date?

Many of our neighbouring clubs send us their newsletters electronically and printed versions are made available for members at CATS meetings. We also send *CATS Whispers* to them so that their members are informed about what CATS are up to.

If you would like to receive other clubs' newsletters by email it's simple: just let CATS secretary know and interesting local amateur radio news and articles will be delivered to your mailbox as soon as it is available. Several CATS members already receive this service – why not you?

The club newsletters currently sent out are Wimbledon & District ARS, Sutton & Cheam ARS, Surrey Radio Contact Club, Reigate ATS, Crystal Palace Radio & Electronics Club, Mid-Sussex ARC, Reigate ATS and Crescenta Valley Radio Club.

Local Rally & Event Calendar

Dates for your diary:

.Sunday 6th April 2008

Radiofairs spring Amateur Radio and Electronics show at Kempton Park race course.

NOTE: CATS involvement in this event.

18 May Dunstable Downs Rally
Stockwood Park, Luton, Beds.

<http://www.ddrcbootsale.org/>

13th July McMichael rally & boot sale.

Reading Rugby Football Club
Holme Park Farm Lane
Sonning lane
Sonning on Thames
Reading, RG4 6ST

10 August 2008 Flight Refuelling ARS Hamfest.

16th November 2008 CATS Bazaar at the Scout Hall, Lion Green Lane, Coulsdon.

Kempton Park Rally

In what has now become a fixture of the rally season, CATS are running the Bring and Buy stand at both the Kempton Park rallies this year. The first is on **Sunday 6th April** and the secretary has already received our pass badges for the event. If you are prepared to help out on the stand, contact the secretary to make arrangements to receive your badge.

This event is one of our major fund-raisers in the year which allows us to keep the subscription rate down and to purchase Kit for CATS (sorry, I couldn't resist that!) such as antennas, tents, and our new mast.

For Sale & Wanted

This space is available to any CATS member (and others subject to approval) to advertise anything radio-related. Search for that rare item or clear out the shack to make more room or keep the XYL sweet.

FOR SALE



12volt mobile power supply for the KW 2000A transceiver. Unlikely that you would actually want to use a KW2000 mobile these days!, but a rare item for the KW collector or completist. Scruffy but it appears to work, and has the interconnecting lead. £5.
Andy G8JAC QTHR

CATS Whispers is published monthly by
A Jackson G8JAC on behalf of the
Coulsdon Amateur Transmitting Society.
© C.A.T.S. 2008